



bellavista™ 1000

Efficient, lung-protective ventilation



The versatile solution for ventilating patients

The **bellavista™ 1000 ventilator** combines state-of-the-art ventilation technology with an innovative user-control concept. Use it for universal applications from neonatal to adult ventilation and coping with daily challenges in an **intensive care** unit, an **intermediate care** setting or **respiratory care** units, regardless of whether ventilation is **invasive** or **non-invasive**. The high-performance turbine drive, the compact design of bellavista and at least four hours of battery time offer important options for **intra-hospital transfers**.

Our customizable software provides practical and unique added value.

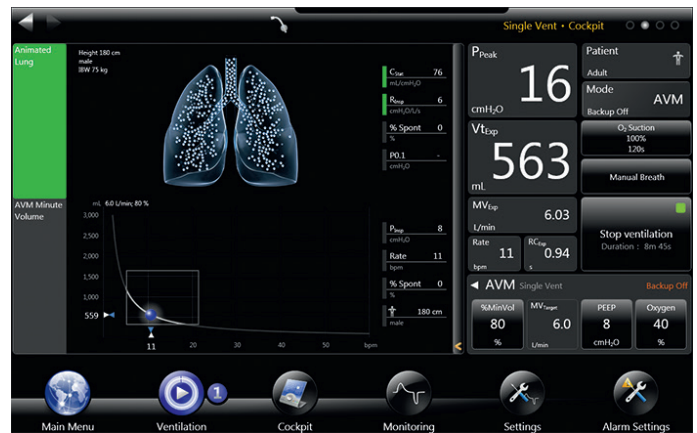
Features:

- ICU ventilator with 13.3" touchscreen
- Care solutions for premature neonates to adults
- Adaptive Ventilation Mode
- High Flow Oxygen Therapy*
- Expanded non-invasive
- Lung Recruitment Tool*
- Battery time four hour minimum

Ventilation features

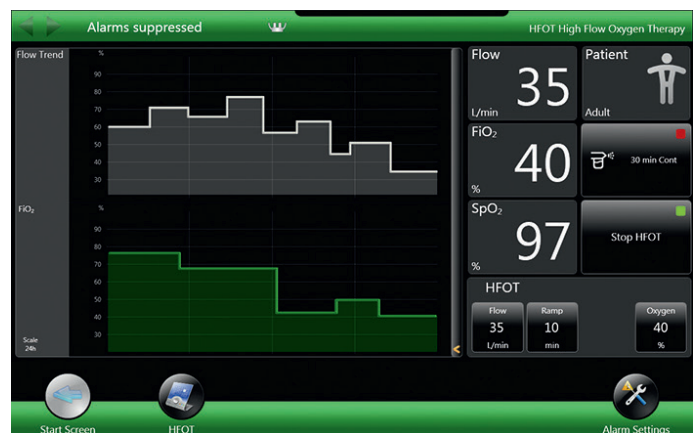
AVM

Adaptive Ventilation Mode (AVM) is a smart ventilation mode that considerably reduces the number of ventilation settings required. By constantly measuring lung mechanics, AVM adapts breath by breath to the patient's needs, whether the patient is being ventilated or breathing spontaneously. AVM always calculates the optimal ventilation pattern at the lowest possible ventilation pressure and supports patients safely from intubation to extubation.



HFOT

High Flow Oxygen Therapy (HFOT) is a type of therapy that is able, in combination with an actively humidified tubing system, to effectively improve the oxygenation of patients while enhancing patient comfort. This is achieved by high flow rates that build up a positive pressure in the nasopharyngeal space. In contrast to conventional, noninvasive types of ventilation, patients can drink, eat and speak while undergoing HFOT.



Lung Recruitment Tool

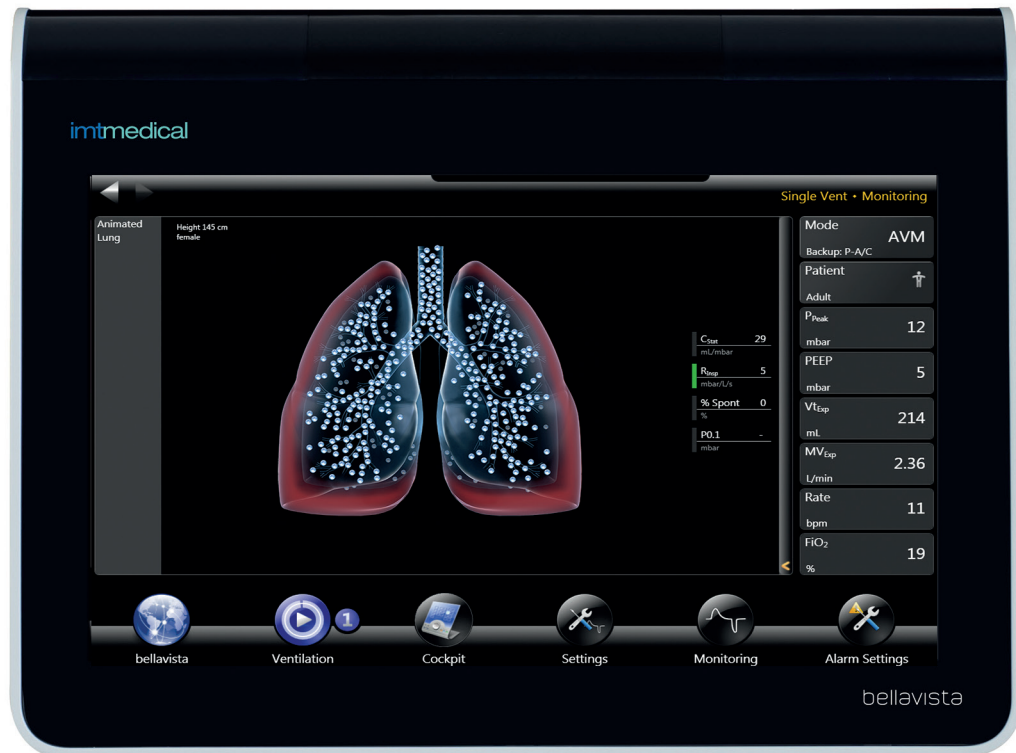
The Lung Recruitment Tool (LRT) is an automated maneuver that provides the clinician with all the necessary information for lung recruitment in a reliable, reproducible and simple way. In a first step, measurements are taken in order to find out whether a patient's lung is recruitable. If that is the case, collapsed alveoli or lung areas can be reopened in a second step.



Optimizing workflow and patient interaction

AnimatedLung

AnimatedLung is a dynamic tool that visualises the mechanical state of a patient's lung. An easily comprehensible graphic display helps to detect at a glance any changes in lung compliance or resistance, as well as the patient's spontaneous activity.



Advanced Synchrony

Automated tools save a clinician time and ensure optimal ventilation. We offer three automated tools to help the clinician—and patients. auto.sync relieves the patient of a fixed manual expiratory setting and optimises the synchronisation of a patient during spontaneous breathing. auto.rise adapts and optimises the pressure rise time (ramp) by performing continuous breath analysis while simultaneously avoiding pressure peaks. In addition, our fully automatic adaptive leak compensation system, auto.leak, reliably compensates for inspiratory and expiratory leaks up to 120 L/min.

The versatile solution

Customizable software

The bellavista™ 1000 offers additional options depending on the field of application. The Neonatal Suite is specifically geared to treating the smallest and most sensitive patients, and integrates all the extended, particularly gentle, ventilation modes.

Accessories

bellavista ventilators offer a wide range of accessories, such as a vertically adjustable cart or custom diagnostic packages.

*"Highly configurable,
easy to control,
maximum comfort
for the patient."*



Technical specifications

Parameter	Specification
Patient types	Adult, Pediatric, Neonatal
Areas of application	Intensive care unit (ICU), Neonatal Intensive Care Unit (NICU), Intensive monitoring care (IMC), Emergency room (ER), Intra-hospital transfer
Ventilation modes	
Pressure-controlled	CPAP, P-A/C, PC-SIMV, PSV, beLevel, APRV, S, S/T, T
Volume-controlled	V-A/C, VC-SIMV, PLV (Pressure Limited Ventilation)
Flow pattern	Square, 50% decelerating, decelerating
Volume Target modes	P-AC _{Target} , PC-SIMV _{Target} , PSV _{Target} , S/T _{Target} , S _{Target}
Adaptive mode	AVM
Non-invasive modes	CPAP, PSV, P-A/C, PC-SIMV, beLevel, APRV, P-A/C _{Target} , PC-SIMV _{Target} , PSV _{Target} , nCPAP, nIPPV
bellavista modes	DualVent, Day/Night
Apnea ventilation	P-AC, PC-SIMV, V-AC, VC-SIMV, P-A/C _{Target} , PC-SIMV _{Target} , S/T _{Target}
Backup modes	PSV
Oxygen therapy	HFOT 2-50 L/min Adult/Pediatric 1-50 L/min Neonatal*
Features	
Peak inspiratory flow	0-260 L/min
Inspiratory pressure, IPAP	2-60 mbar, 2-95 mbar*
P _{Support}	0-60 mbar, 0-95 mbar*
PEEP, EPAP	0-50 mbar
Tidal volume	40-2500 mL Adult/Pediatric 2-250 mL Neonatal*
Inspiratory time	0.1-10 sec
Respiratory rate	1-100 breaths per minute Adult/Pediatric; 1-150 breaths per minute Neonatal
I:E ratio	1:99 - 100:1
Inspiratory trigger	Flow 0.1-20 L/min, pressure 0.1-15 mbar, Off
Expiratory trigger	auto.sync, 5-90% manual
Rise time	0-2000 ms, auto.rise

Parameter	Specification
Leak compensation	auto.leak, automatic inspiratory/ expiratory leak compensation up to 120 L/min
Tube compensation	ATC, in-expiratory, inspiratory
Graphs	Pressure, Flow, Volume, ATC, SpO ₂ , Pulse, etCO ₂ , AVM, Target _{Graph} , AnimatedLung
Loops	Pressure/Volume, Pressure/Flow, Flow/Volume, Volumetric CO ₂
Monitoring	>60 online parameters
Trending	14-day real-time trending, 1-year parameter trending
Maneuvers	Lung Recruitment Tool, Manual breath, configurable Sigh, Hold Inspiration, Hold Expiration, NIF, V _{Trapped} , P0.1, Auto-PEEP
Weaning protocol	VentSummary
Oxygen	21-100 %
Options	Neonatal Advanced, Volumetric Capnography, SpO ₂ Plethysmography, Lung Recruitment Tool, Esophageal Pressure Monitoring, DualVent, Day/Night, Extended Pressure Range, HFOT
Nebulizer	Internal, pneumatic
Interfaces	2 × RS 232, Ethernet**, 2 × USB, Nurse call, CO ₂ , SpO ₂ , bellavista bus**
Additional pressure measurement	P _{Aux} (internal)
Dimensions (w x h x d)	350 × 220 × 330 mm / 13.78 × 8.66 × 12.99 inch
Screen	13.3" Color Full HD, capacitive glass touchscreen, TFT
Battery time	minimum 240 min. (internal)
Oxygen supply	0-7 bar, 21.75-101.5 psi, 0-110 L/min
Weight	12.8 kg
Power supply	100-240 VAC / 50-60 Hz, low-voltage input 24 VDC / max. 6 A

* Optional

** Service only

Dimensions



For more information, please contact your local dealer
or Vyairé representative.

GLOBAL HEADQUARTERS

Vyairé Medical, Inc.
26125 N. Riverwoods Blvd.
Mettawa, IL 60045
USA

vyaire.com

For U.S. distribution only.

©2022 Vyairé. Vyairé, the Vyairé Logo and all other trademarks are property of Vyairé Medical, Inc. or one of its affiliates.
VYR-US-1900168 2.0

