



# SentrySuite™

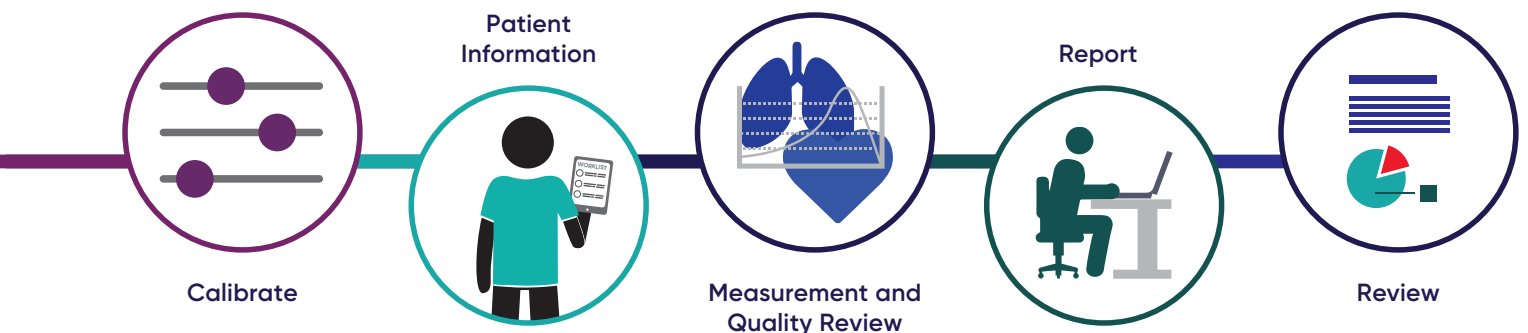
Software platform for intelligent data collection

SENTRYSUITE™

 **vyaire**™  
MEDICAL

# The power of SentrySuite™

SentrySuite™ is designed to be a versatile and user-friendly solution for managing and operating Vyntus™ systems. SentrySuite™ seamlessly navigates the critical stages of the patient, technician, and physician journey during the testing and review processes.



## PFT measurement capabilities

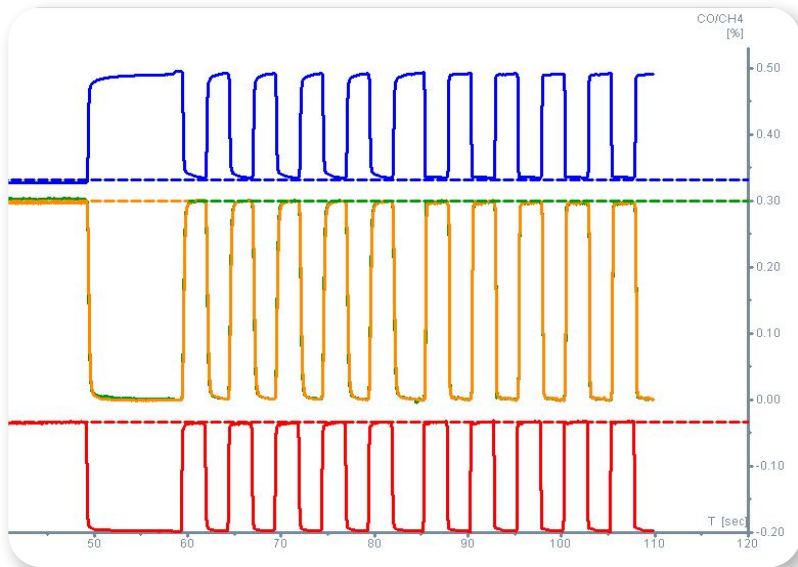
- ✓ Complete Spirometry (FVC, SVC, MVV)
- ✓ pre/post Bronchodilator
- ✓ Bronchial Challenge Testing
- ✓ Lung Volumes, FRC by Body Plethysmography
- ✓ Airways Resistance, Resistance Volume Loops
- ✓ Lung Volumes, FRC by N<sub>2</sub> Washout
- ✓ MBW LCI, Snill, Scond, Sacin
- ✓ SB Diffusing Capacity
- ✓ SB Diffusing Capacity, Intrabreath
- ✓ MIP/MEP
- ✓ IOS
- ✓ P0.1
- ✓ Rocc

## Metabolic measurement capabilities

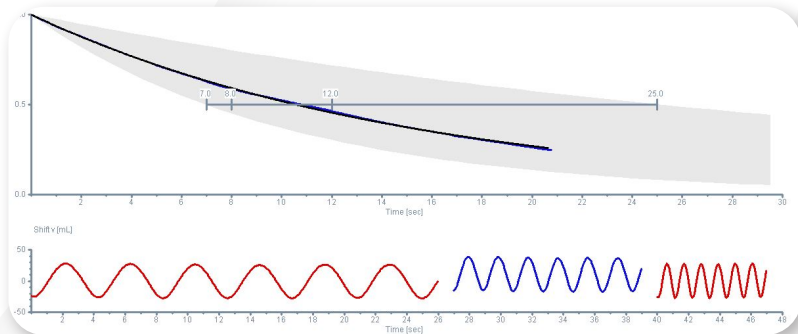
- ✓ CPET, breath-by-breath
- ✓ REE, breath-by-breath
- ✓ ECG, Rest and Exercise

# Start your testing day off right

Leveraging the features of SentrySuite™, you streamline daily calibration routines preparing your Vyntus™ system for accurate<sup>1</sup> and efficient testing. This will help start your testing day in the right direction with confidence and ease.



With a single click- all your gas analyzers are calibrated with less hassle.



Body box calibration and Tau (leak) check routines are completed at one time, with a single click.



## Prepare automatic volume calibration and press F1

Connect the Twin Tube to the DVT.  
Connect the DVT sensor to the calibration unit.  
Press F1 to start the calibration

Automated Vyntus™ CPX calibration routine removes the need to perform a manual syringe volume calibration.

# Accurate data collection without the clutter

Maintaining a high standard of testing performance is a priority. To address this, SentrySuite™ has been thoughtfully designed to provide consistent layouts and tools that enhance both technician and patient engagement during the testing process.



**Uncluttered, simplified, and bold** visual and audio cues contribute to optimizing data collection while adhering to the latest **ATS/ERS standards**.

- 1** Stabilitrac illustrates the start, middle and end-of-test breathing to determine if the effort conforms to the standards.
- 2** Textual Guidance provides explicit online coaching instructions (in large font) for technicians to follow. Instructions change as you move through the procedure.
- 3** Animations such as those depicting breathing lungs create a dynamic and interactive aspect to the software to perform complex breathing maneuvers more easily. Incentives can further motivate patients.





# Review data using supplementary support tools

SentrySuite™ addresses the challenge of post-test data review for both new and experienced technicians. The software's layout is designed to make the process of reviewing trial and visit data more straightforward, even in situations where the data might initially appear complex or confusing.

## Trial Quality Feedback

SPIROMETRY

	%Chg...	Pred	Pred LL	Best	%(Best/Pred)	Tr 1	Tr 2	Tr 3	Tr 4	Tr 5
Q FVC A19				✓✓		✓✓	✓✓	✓✓	✓✓	
Q FEV1 A19				✓✓		✓✓	✓✓	X	✓✓	

✓✓ acceptable   ✓ usable   X neither acceptable or usable   ✎ edited result

Quality

Auto Interpretation

Interpretation/Comments

**Type of quality check-ATS and ERS 2019**

Quality of trial	Tr 1	Tr 2	Tr 3	Tr 4	Tr 5	Tr 6	Tr 7	Tr 8	Tr 9	Tr 10
Volume of back-extrapolation too large.			•							
No EOFE criteria found.			•							
Difference VC IN-FVC too large			•							

DLCO

Review Mode tabular data

	Ref	(ULN)	(LLN)	%Ref	Best	Tr 1	Tr 2
DLCO unadj. SB ml/(min*mmHg)	30.58	37.51	23.65	125	38.34	36.84	39.54
Grade					AD	A	D

Guidance

Quality

Auto Interpretation

Interpretation/Comments

Quality control - according to ATS/ERS 2005

**Repeatability:**  
Measurement is reproducible

**Quality of trial**

	Tr 1	Tr 2	Tr 3	Tr 4	Tr 5	Tr 6	Tr 7	Tr 8	Tr 9	Tr 10
Breath holding time less than 8 s or greater than 12 s.		•								
Time between test less than 4 min		•								

DIFFRT

You have at least one Grade A trial. Do you want to disable the trial(s) with lower Quality Grades B, C, D according to ATS/ERS 2017 DLCO quality criteria?

Yes
No

## Visit Quality Feedback

SPIROMETRY

Quality Grade FVC ATS 2019

A	B	C	D	E	U	F
---	---	---	---	---	---	---

Quality Grade FEV1 ATS 2019

A	B	C	D	E	U	F
---	---	---	---	---	---	---

	Best
<b>Quality</b>	
<b>Grade FVC A19</b>	A
<b>Grade FEV1 A19</b>	A

DLCO

Summary of between maneuver acceptability criteria

Poor Quality Repeat trial

Good Quality

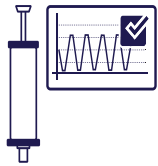
# Quality Management - an integral laboratory need

Effective quality management practices are vital in healthcare and research environments. They ensure that the instruments used to generate medical data are reliable and accurate. The integration of dedicated software programs like the SentrySuite™ Quality Management program can greatly streamline and enhance the quality control processes associated with specialized medical devices like Vyntus™.



## Type of Patient

- Patient
- Demo Patient
- BIO QC
- SeS QM validation

A segmented database offers better overall querying



## Mechanical Quality Control



## Biological Control

Display data with ULN, LLN, % Change, CV and Z-scores.

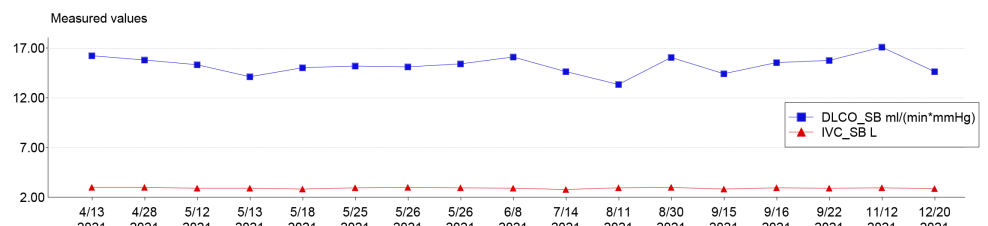
### BIO QC

	ULN	MEAN	LLN	MEAS	%MEAN	Z-SCR	Z-Score
FVC	3.28	3.08	2.88	2.96	96.1	-1.21	-5 -4 -3 -2 -1 Pred 1 2 3
FEV1	2.64	2.44	2.24	2.35	96.4	-0.88	
Quality Grade...				B			
Quality Grade...				B			
VCMAX_pl	3.28	3.08	2.88	2.96	96.1	-1.21	
TLC	4.73	4.51	4.29	4.30	95.3	-1.92	
FRCpleth	2.53	2.29	2.05	2.14	93.5	-1.24	
DLCO_SB	19.94	14.92	9.90	14.62	98.0	-0.12	

FVC;1SD (0.16) FEV1;1SD (0.06) VC;1SD (0.83) TLCN2;1SD (0.56) FRCN2;1SD (0.51) DLCO;1SD (2.16)

### DIFFUSION CAPACITY TREND GRAPH

Measurement date	Today PRE	Last PRE	%Diff pre	Chg (mL)
12/20/21	14.62	17.09	-14.5	
DLCO_SB ml/(min*mmHg)				
IVC_SB L	2.90	2.97	-2.3	-0.07
VA_SB L	3.94	4.15	-5.0	-0.21





# More about SentrySuite™ software

- ✓ Review data through a SentrySuite™ workstation or with our **Mobile Review** application
- ✓ Comment using various **templates and macros** with embedded values or use speech to text
- ✓ Support interpretations with automated **ArtiQ.PFT** software
- ✓ Connect to existing **networks and clinical infrastructures**, under an advanced umbrella of **cybersecurity** with stringent access controls.
- ✓ Choose from the extensive normative value library including the latest in **Global Lung Initiative (GLI)** predicted
- ✓ Create your own PFT parameters with **User Parameter**
- ✓ **Sequel™ server database** friendly to network/server environments.
- ✓ Adjust your Main **Home Screen** laboratory workflow offering direct access to calibrations, patient data entry, testing, report creation and review
- ✓ Adjust all tables and graphs to the user's preference with **CPET Layout editor**
- ✓ Access patient data for clinical research with optional **Data Cube**.
- ✓ Change (patient ID), move (visits, levels, and measurements), delete (patients, visits, levels, and measurements), and synchronize patients (transferring patient data from active database to another database) with the **Patient Data Management** program.
- ✓ **Export/Import** of patient data, reports, parameter lists, CPET layouts and profiles, complete system settings, and more.
- ✓ **Flexible Report Designer** allows users to create new reports or modify existing reports

# ATS/ERS guideline implementation – Your base for high quality results



✓ **ATS/ERS 2019  
spirometry standards<sup>2</sup>**



✓ **ATS/ERS 2017  
diffusion standards<sup>3</sup>**



✓ **ATS standardized  
PFT reports<sup>4</sup>**

## REFERENCES

1. See latest Vyntus™ product specification sheets.
2. Graham B, Steenbruggen I, Miller M, et al. Standardization of spirometry 2019 update. An official american thoracic society and european respiratory society technical statement. *Am J Respir Crit Care Med.* 2019; 200:e70–e88.
3. Graham BL, Brusasco V, Burgos F, et al. 2017 ERS/ATS standards for single-breath carbon monoxide uptake in the lung. *Eur Respir J* 2017; 49: 1600016.
4. Culver BH, Graham BL, Coates AL, Wanger J, Berry CE, Clarke PK, et al.; ATS Committee on Proficiency Standards for Pulmonary Function Laboratories. Recommendations for a standardized pulmonary function report: an Official American Thoracic Society technical statement. *Am J Respir Crit Care Med* 2017;196: 1463–1472. Culver et al., 2017. SentrySuite version 3.20 or higher.

### GLOBAL HEADQUARTERS

Vyaire Medical, Inc.  
26125 N. Riverwoods Blvd.  
Mettawa, IL 60045  
USA



Vyaire Medical GmbH  
Leibnizstrasse 7  
97204 Hoechberg  
Germany

### For U.S. distribution only.

© 2023 Vyaire Medical, Inc. or one of its affiliates. All rights reserved. Vyaire, the Vyaire Medical logo and all other trademarks are trademarks or registered trademarks of Vyaire Medical, Inc. or one of its affiliates. VYR-US-2300124 1.0

